



Denver, CO

<http://wmdevices.com>

sales@wmdevices.com


303-549-9205

The WMD FatMan

The Fat Man envelope filter is the first pedal from WMD. The pedal operates in Lowpass or Bandpass filter mode, with 12 distinct ranges, and sweeps up or down with the input signal (or Key) controlling how the filter moves. Every control on the FatMan has a large manipulation range, providing the player with a fast way to manifest their creative impulse. The Key Input allows the player to plug in a drum machine or another guitar or anything else that makes noise and use that signal source to operate the pedal.

FatMan Features

| | |
|--------------------------|-----------------------------|
| 12 Filter Ranges | Tweakable Filter Feedback |
| Bandpass or Lowpass | Sweep Up or Down |
| Key Input | Adjustable Attack Speed |
| Hand Wired & True Bypass | Internal Gain Adjustment |
| Epoxy/Powder Coat Finish | Top Quality Components |
| Killer Aesthetics | Fat & Warm Analog Circuitry |



The Controls

Attack - The attack control changes how quickly the Fat Man responds to the transients of your picking or from the key input. Full fast makes the pedal respond fast enough to hear beats from out of tune notes for fantastic bending effects. Slower attacks give softer sounding filter sweeps. This affects the speed moving up and down the filter.

Threshold - The threshold control sets the sensitivity of the filter to the volume of the input and the key in. Turning this lets you fine tune how long the filter stays open and the maximum level the filter reaches. All the way down and the filter will not open, useful for tone control without movement.

Feedback - The feedback control adds the sound of the filter to your tone. All the way down and the FatMan is subtle and soft sounding just adding a little bit of dynamic sheen to your tone. Crank it and the sound of the FatMan is unmistakable with a heavy sweeping resonance tone added to your sound.

Range - Sets the range of frequencies where the FatMan operates. Ranges 1 - 4 are set to affect low tones and bass notes down to 20Hz, these ranges take the mids and highs out of your tone. 5-8 affect the mids and sound the most like a traditional wah pedal. 9-12 affect treble frequencies up to 7kHz and change the character of the tone without altering the notes too much.

Sweep Up/Down - This switch makes the filter sweep up as notes get louder or scoop down as they get louder. Up mode adds dimension to the tone, louder allows more high frequencies to pass creating larger dynamic range. Down mode acts like a compressor, filtering out high frequencies as the input gets louder.

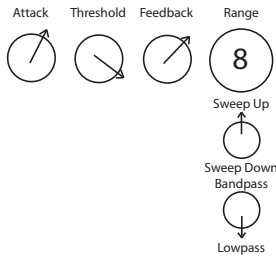
Bandpass/Lowpass - This switches between lowpass mode (the FatMan sweeps the highs and leaves the bass alone) and bandpass mode (the FatMan sweeps through a range taking out the highs and the lows). Bandpass sounds the most like a traditional wah pedal while lowpass is much more subtle. Bandpass mode has more built in feedback than lowpass, so tweaking out the Feedback knob makes the FatMan very aggressive.

Key Input - The key input lets you plug in another device to modulate what's coming into the input. Adjust the attack and threshold controls to get the desired modulation sound from the FatMan. You can use anything from a microphone to another guitar to a drum machine for the key input. Plug in here and let the creativity flow.

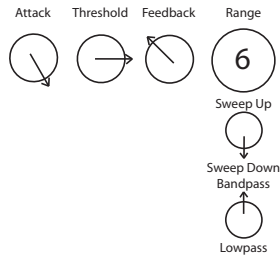
Internal Gain - Inside the FatMan is a trimpot to adjust the overall volume of the FatMan when it's engaged. Turn this to set the level to where you want it, it ships from the factory matched to the input.

Example Settings

The Classic



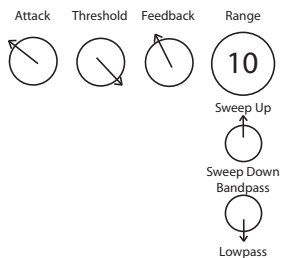
Fat Springs



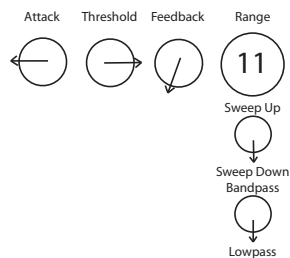
The Company

William Mathewson Devices is a Denver based company specializing in versatile audio electronics. Our products have usable knobs that typically extend beyond the “usable” range in order to encourage experimentation. We strive for studio quality sound in our pedals, meaning low noise and low distortion (only when you don’t want any distortion). We strive to create pedals with strange features and settings that inspire creativity through unpredictable behavior.

Deeper Fingerpicking



Compressor



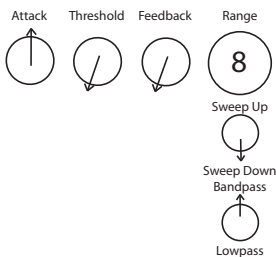
Additional Notes

Power Adapter - The FatMan and all other WMD pedals use the Boss style 9 Volt power adapter. These adapters have the positive (+) on the sleeve and the negative (-) on the pin.

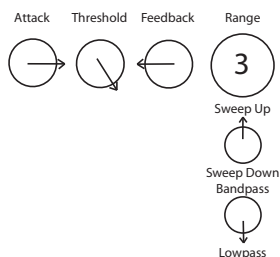


The FatMan has reverse polarity protection in case the wrong adapter type is used.

Telephone

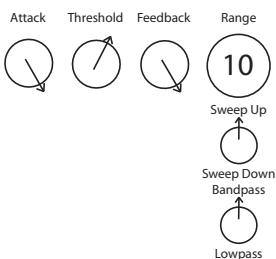


Fat Power Chords (dist)



Warranty - All WMD pedals are guaranteed against defects for 1 year from date of purchase. If the pedal is deemed defective at fault of WMD, it will be repaired or replaced free of charge (shipping to be paid by buyer). If pedal is deemed damaged at fault of buyer, regular repair rates will apply.

Bending Spaceships



Nice Pad

